

**Black River Technical College**

**Pocahontas, Arkansas**

**Basic Financial Statements  
and Other Reports**

**June 30, 2019**



BLACK RIVER TECHNICAL COLLEGE  
TABLE OF CONTENTS  
JUNE 30, 2019

Independent Auditor's Report  
Report on Internal Control Over Financial Reporting and on Compliance and Other Matters Based on an Audit of  
Financial Statements Performed in Accordance with *Government Auditing Standards*  
Management Letter  
Management's Discussion and Analysis (Unaudited)

BASIC FINANCIAL STATEMENTS

	<u>Exhibit</u>
Comparative Statement of Net Position	A
Comparative Statement of Revenues, Expenses, and Changes in Net Position	B
Comparative Statement of Cash Flows	C
Notes to Financial Statements	

REQUIRED SUPPLEMENTARY INFORMATION

Schedule of Changes in the College's Total Postemployment Benefits Other Than Pensions (OPEB) Liability and  
Related Ratios (Unaudited)  
Schedule of the College's Proportionate Share of the Net Pension Liability (Unaudited)  
Schedule of the College's Contributions (Unaudited)

OTHER INFORMATION

	<u>Schedule</u>
Schedule of Selected Information for the Last Five Years (Unaudited)	1

# Arkansas



**Sen. Jason Rapert**  
Senate Chair  
**Sen. Eddie Cheatham**  
Senate Vice Chair

**Rep. Richard Womack**  
House Chair  
**Rep. DeAnn Vaught**  
House Vice Chair

**Roger A. Norman, JD, CPA, CFE, CFF**  
Legislative Auditor

## LEGISLATIVE JOINT AUDITING COMMITTEE ARKANSAS LEGISLATIVE AUDIT

### INDEPENDENT AUDITOR'S REPORT

Black River Technical College  
Legislative Joint Auditing Committee

#### **Report on the Financial Statements**

We have audited the accompanying financial statements of the Black River Technical College (College), an institution of higher education of the State of Arkansas, as of and for the year ended June 30, 2019, and the related notes to the financial statements, which collectively comprise the College's basic financial statements as listed in the table of contents.

#### ***Management's Responsibility for the Financial Statements***

Management is responsible for the preparation and fair presentation of these financial statements in accordance with accounting principles generally accepted in the United States of America; this includes the design, implementation, and maintenance of internal control relevant to the preparation and fair presentation of financial statements that are free from material misstatement, whether due to fraud or error.

#### ***Auditor's Responsibility***

Our responsibility is to express an opinion on these financial statements based on our audit. We conducted our audit in accordance with auditing standards generally accepted in the United States of America and the standards applicable to financial audits contained in *Government Auditing Standards*, issued by the Comptroller General of the United States. Those standards require that we plan and perform the audit to obtain reasonable assurance about whether the financial statements are free from material misstatement.

An audit involves performing procedures to obtain audit evidence about the amounts and disclosures in the financial statements. The procedures selected depend on the auditor's judgement, including the assessment of the risks of material misstatement of the financial statements, whether due to fraud or error. In making those risk assessments, the auditor considers internal control relevant to the entity's preparation and fair presentation of the financial statements in order to design audit procedures that are appropriate in the circumstances, but not for the purpose of expressing an opinion on the effectiveness of the entity's internal control. Accordingly, we express no such opinion. An audit also includes evaluating the appropriateness of accounting policies used and the reasonableness of significant accounting estimates made by management, as well as evaluating the overall presentation of the financial statements.

We believe that the audit evidence we have obtained is sufficient and appropriate to provide a basis for our audit opinion.

#### ***Opinion***

In our opinion, the financial statements referred to above present fairly, in all material respects, the financial position of the College as of June 30, 2019, and the changes in financial position, and its cash flows for the year then ended in accordance with accounting principles generally accepted in the United States of America.

#### ***Other Matters***

##### *Prior Year Comparative Information*

We have previously audited the College's 2018 financial statements, and we expressed an unmodified opinion on the financial statements in our report dated June 10, 2019. In our opinion, the comparative information presented herein as of and for the year ended June 30, 2018, is consistent, in all material respects, with the audited financial statements from which it has been derived.

*Required Supplementary Information*

Accounting principles generally accepted in the United States of America require that the Management's Discussion and Analysis, certain information pertaining to postemployment benefits other than pensions, and certain information pertaining to pensions on pages 6-13, 45, and 46-47 be presented to supplement the basic financial statements. Such information, although not a part of the basic financial statements, is required by the Governmental Accounting Standards Board who considers it to be an essential part of financial reporting for placing the basic financial statements in an appropriate operational, economic, or historical context. We have applied certain limited procedures to the required supplementary information in accordance with auditing standards generally accepted in the United States of America, which consisted of inquiries of management about the methods of preparing the information and comparing the information for consistency with management's responses to our inquiries, the basic financial statements, and other knowledge we obtained during our audit of the basic financial statements. We do not express an opinion or provide any assurance on the information because the limited procedures do not provide us with sufficient evidence to express an opinion or provide any assurance.

*Other Information*

Our audit was conducted for the purpose of forming an opinion on the financial statements that collectively comprise the College's basic financial statements. The Schedule of Selected Information for the Last Five Years (Schedule 1) is presented for purposes of additional analysis and is not a required part of the basic financial statements. Such information has not been subjected to the auditing procedures applied in the audit of the basic financial statements, and accordingly, we do not express an opinion or provide any assurance on it.

**Other Reporting Required by *Government Auditing Standards***

In accordance with *Government Auditing Standards*, we have also issued our report dated June 30, 2020 on our consideration of the College's internal control over financial reporting and on our tests of its compliance with certain provisions of laws, regulations, contracts, and grant agreements and other matters. The purpose of that report is solely to describe the scope of our testing of internal control over financial reporting and compliance and the results of that testing, and not to provide an opinion on the effectiveness of the College's internal control over financial reporting or on compliance. That report is an integral part of an audit performed in accordance with *Government Auditing Standards* in considering the College's internal control over financial reporting and compliance.

ARKANSAS LEGISLATIVE AUDIT



Roger A. Norman, JD, CPA, CFE, CFF  
Legislative Auditor

Little Rock, Arkansas  
June 30, 2020  
EDHE67519

# Arkansas

**Sen. Jason Rapert**  
Senate Chair  
**Sen. Eddie Cheatham**  
Senate Vice Chair



**Rep. Richard Womack**  
House Chair  
**Rep. DeAnn Vaught**  
House Vice Chair

**Roger A. Norman, JD, CPA, CFE, CFF**  
Legislative Auditor

## LEGISLATIVE JOINT AUDITING COMMITTEE ARKANSAS LEGISLATIVE AUDIT

REPORT ON INTERNAL CONTROL OVER FINANCIAL REPORTING AND ON COMPLIANCE AND OTHER  
MATTERS BASED ON AN AUDIT OF FINANCIAL STATEMENTS PERFORMED IN ACCORDANCE WITH  
*GOVERNMENT AUDITING STANDARDS*

### INDEPENDENT AUDITOR'S REPORT

Black River Technical College  
Legislative Joint Auditing Committee

We have audited, in accordance with the auditing standards generally accepted in the United States of America and the standards applicable to the financial audits contained in *Government Auditing Standards* issued by the Comptroller General of the United States, the financial statements of the business-type activities of the Black River Technical College (College), an institution of higher education of the State of Arkansas, as of and for the year ended June 30, 2019, and the related notes to the financial statements, which collectively comprise the College's basic financial statements, and have issued our report thereon dated June 30, 2020.

#### **Internal Control Over Financial Reporting**

In planning and performing our audit of the financial statements, we considered the College's internal control over financial reporting (internal control) to determine the audit procedures that are appropriate in the circumstances for the purpose of expressing our opinion on the financial statements, but not for the purpose of expressing an opinion on the effectiveness of the College's internal control. Accordingly, we do not express an opinion on the effectiveness of the College's internal control.

A *deficiency in internal control* exists when the design or operation of a control does not allow management or employees, in the normal course of performing their assigned functions, to prevent, or detect and correct, misstatements on a timely basis. A *material weakness* is a deficiency, or a combination of deficiencies, in internal control, such that there is a reasonable possibility that a material misstatement of the College's financial statements will not be prevented, or detected and corrected on a timely basis. A *significant deficiency* is a deficiency, or a combination of deficiencies, in internal control that is less severe than a material weakness, yet important enough to merit attention by those charged with governance.

Our consideration of internal control was for the limited purpose described in the first paragraph of this section and was not designed to identify all deficiencies in internal control that might be material weaknesses or significant deficiencies. Given these limitations, during our audit we did not identify any deficiencies in internal control that we consider to be material weaknesses. However, material weaknesses may exist that have not been identified.


#### **Compliance and Other Matters**

As part of obtaining reasonable assurance about whether the College's financial statements are free from material misstatement, we performed tests of its compliance with certain provisions of the state constitution, state laws and regulations, contracts, and grant agreements, noncompliance with which could have a direct and material effect on the determination of financial statement amounts. However, providing an opinion on compliance with those provisions was not an objective of our audit, and accordingly, we do not express such an opinion. The results of our tests disclosed no instances of noncompliance or other matters that are required to be reported under *Government Auditing Standards*.

**Purpose of this Report**

The purpose of this report is solely to describe the scope of our testing of internal control and compliance and the result of that testing, and not to provide an opinion on the effectiveness of the College's internal control or on compliance. This report is an integral part of an audit performed in accordance with *Government Auditing Standards* in considering the College's internal control and compliance. Accordingly, this communication is not suitable for any other purpose.

ARKANSAS LEGISLATIVE AUDIT

A handwritten signature in black ink that reads "Patrick Nutt". The signature is written in a cursive style with a large initial "P" and a long horizontal stroke at the end.

Patrick Nutt, CPA  
Deputy Legislative Auditor

Little Rock, Arkansas  
June 30, 2020

# Arkansas



**Sen. Jason Rapert**  
Senate Chair  
**Sen. Eddie Cheatham**  
Senate Vice Chair

**Rep. Richard Womack**  
House Chair  
**Rep. DeAnn Vaught**  
House Vice Chair

**Roger A. Norman, JD, CPA, CFE, CFF**  
Legislative Auditor

## LEGISLATIVE JOINT AUDITING COMMITTEE ARKANSAS LEGISLATIVE AUDIT

### MANAGEMENT LETTER

Black River Technical College  
Legislative Joint Auditing Committee

STUDENT ENROLLMENT DATA – In accordance with Ark. Code Ann. § 6-60-209, we performed tests of the student enrollment data for the year ended June 30, 2019, as reported to the State Department of Higher Education, to provide reasonable assurance that the data was properly reported. The enrollment data reported was as follows:

	<u>Summer II Term</u>	<u>Fall Term</u>	<u>Spring Term</u>	<u>Summer I Term</u>
	<u>2018</u>	<u>2018</u>	<u>2019</u>	<u>2019</u>
Student Headcount	278	1,585	1,427	363
Student Semester Credit Hours	1,065	15,155	12,857	1,873

During our review, nothing came to our attention that would cause us to believe that the student enrollment data was not substantially correct.

This letter is intended solely for the information and use of the Legislative Joint Auditing Committee, the governing board, College management, state executive and oversight management, and other parties as required by Arkansas Code, and is not intended to be and should not be used by anyone other than these specified parties. However, pursuant to Ark. Code Ann. § 10-4-417, all reports presented to the Legislative Joint Auditing Committee are matters of public record and distribution is not limited.

ARKANSAS LEGISLATIVE AUDIT

A handwritten signature in black ink that reads "Patrick Nutt".

Patrick Nutt, CPA  
Deputy Legislative Auditor

Little Rock, Arkansas  
June 30, 2020

**BLACK RIVER TECHNICAL COLLEGE**  
**Management's Discussion and Analysis (Unaudited)**

**Introduction**

Black River Technical College is a public, two-year technical college committed to transforming lives through quality academic and career education to enhance the community we serve. BRTC was established as a vocational school in 1972 and became a technical college in 1991. The College is accredited by the Higher Learning Commission.

BRTC has approximately 1,477 credit students and 155 full-time employees. The campus is located in northeast Arkansas on Hwy 304 East in Pocahontas. The College also operates an additional location in Paragould and adult education centers in Walnut Ridge, Corning, and Paragould.

**Overview of Financial Statements and Financial Analysis**

Black River Technical College (BRTC) is presenting financial statements for the year ended June 30, 2019. The following discussion and analysis has been prepared by management to provide an overview of the College's financial position and activities for the year and should be read in conjunction with the accompanying financial statements and notes. Comparative data presented will provide the opportunity for comparative analysis. Financial statements presented are the Statement of Net Position, the Statement of Revenues, Expenses, and Changes in Net Position, and the Statement of Cash Flows.

**Statement of Net Position**

The Statement of Net Position presents the assets, liabilities, and net position of the College at the end of the fiscal year and includes all assets and liabilities of the College. The purpose of this statement is to present a fiscal snapshot of the College. The difference between total assets and total liabilities is net position, which is one indicator of the current financial condition of the College. The change in net position also indicates whether the College's overall financial condition has changed positively or negatively. Assets and liabilities are generally measured using current values with the exception of capital (fixed) assets that are stated at historical cost less depreciation. The Statement of Net Position also presents assets available for operations and allows readers to determine how much the College owes vendors and other institutions.



**BLACK RIVER TECHNICAL COLLEGE**  
**Management's Discussion and Analysis (Unaudited)**

**Statement of Net Position (Continued)**

BRTC's net position for the past two years is summarized below:

	<u>2019</u>	<u>2018</u>	<u>Increase/ (Decrease)</u>	<u>Percent Change</u>
Current Assets	\$ 5,399,498	\$ 5,452,647	\$ (53,149)	(0.97) %
Capital Asset, net	27,395,201	29,258,692	(1,863,491)	(6.37) %
Non-current Assets	<u>7,403,697</u>	<u>7,397,998</u>	<u>5,699</u>	0.08 %
Total Assets	<u>40,198,396</u>	<u>42,109,337</u>	<u>(1,910,941)</u>	(4.54) %
Deferred Outflows of Resources	961,690	1,274,373	(312,683)	(24.54) %
Current Liabilities	1,860,363	1,508,402	351,961	23.33 %
Non-current Liabilities	<u>13,783,463</u>	<u>14,464,857</u>	<u>(681,394)</u>	(4.71) %
Total Liabilities	<u>15,643,826</u>	<u>15,973,259</u>	<u>(329,433)</u>	(2.06) %
Deferred Inflows of Resources	<u>507,551</u>	<u>260,137</u>	<u>247,414</u>	95.11 %
Net Position	<u>\$ 25,008,709</u>	<u>\$ 27,150,314</u>	<u>\$ (2,141,605)</u>	(7.89) %

For review purposes, Current Assets consist primarily of cash and cash equivalents, account receivables, inventories, and prepaid expenses. Capital Assets, Net, consist of land, buildings, infrastructure and improvements, equipment, intangibles, and library holdings. Infrastructure consists of roads, sidewalks, signage, and lighting. Non-current assets consist of restricted and designated cash and cash equivalents, long-term investments, and deposits with trustee. Current liabilities consist of vendor payables, salaries payable, current portions of other post-employment benefits and accrued compensated absences for employees, unearned revenue from student pre-payments, funds held in trust for others, and bonds payable. Non-current liabilities consist of the non-current portion of bonds payable and compensated absences payable as well as other post-employment benefits liability, construction bond payable, and net pension liability.

Current assets decreased by \$53,149 (.97%) in 2019. Student account receivables show an increase over the prior year and college personnel diligently work to collect them. After 90 days past due, the student account is turned over to a collection agency. Other receivables decreased with the receipt of the last insurance payment due to our flood claim. The decrease in net capital assets reflects current year depreciation as well as the disposal of the legacy student information system.

The college's portion of the deferred outflows of resources for the state pension plans reflect a significant decrease this year and only a modest increase in deferred outflows related to Other Post-Employment Benefits (OPEB).

Current liabilities increased 23.33 percent from the previous year due to the college moving to payroll in arrears. The Non-current liabilities decreased by 4.7 percent mainly due to the decrease in net pension liability.

**BLACK RIVER TECHNICAL COLLEGE**  
**Management's Discussion and Analysis (Unaudited)**

**Statement of Net Position (Continued)**

Changes in the Deferred Inflows of Resources related to pensions in the amount of a \$247,414 increase has also been recognized.

The combination of the decrease in total assets of \$1,910,941, the decrease in deferred outflows of \$312,683, the decrease in total liabilities of \$329,433, and the increase in deferred inflows of \$247,414, resulted in the overall decrease in net position of \$2,141,605 for the year ended June 30, 2019.

**Statement of Revenues, Expenses and Changes in Net Position**

The purpose of this statement is to present revenues and expenses, both operating and non-operating, and any other revenues, expenses, gains or losses for the College for fiscal year 2019. The total net position presented in the Statement of Net Position is based on information presented in this statement.

**Statement of Revenues, Expenses, and Changes in Net Position**  
**For Fiscal Years Ended June 30, 2019 and 2018**

	<u>2019</u>	<u>2018</u>	<u>Increase/ Decrease</u>	<u>Percent Change</u>
Operating Revenues	\$ 4,852,627	\$ 4,834,122	\$ 18,505	0.38 %
Operating Expenses	<u>18,973,265</u>	<u>18,553,343</u>	<u>419,922</u>	2.26 %
Operating Income/Loss	(14,120,638)	(13,719,221)	(401,417)	2.93 %
Non-Operating Revenues (Expenses)	<u>11,974,169</u>	<u>11,929,929</u>	<u>44,240</u>	0.37 %
Income before Other Rev., Exp., Gains/Losses	(2,146,469)	(1,789,292)	(357,177)	19.96 %
Other Revenues, Expenses, Gains/Losses	<u>4,864</u>	<u>2,062,468</u>	<u>(2,057,604)</u>	(99.76) %
Increase/Decrease in Net Position	(2,141,605)	273,176	(2,414,781)	(883.97) %
Net Position - Beginning of Year	27,150,314	27,792,039	(641,725)	(2.31) %
GASB 75 Restatement		<u>(914,901)</u>	<u>914,901</u>	100.00 %
Net Position - End of Year	<u>\$ 25,008,709</u>	<u>\$ 27,150,314</u>	<u>\$ (2,141,605)</u>	(7.89) %

Generally, operating revenues are received for providing goods and services to students and other constituencies of the College. These revenues include student tuition and fee payments (net of scholarship allowances), federal and state grants, auxiliary enterprises (net of scholarship allowances), and other operating revenues. Non-operating revenues are those that require no exchange of goods and services. These revenues include federal Pell grants, state appropriations, gifts, and investment income. This methodology results in an operating loss since federal Pell grants, state appropriations, gifts, and investment income are mandated as non-operating revenues. Other revenues are derived from various sources such as capital appropriations and capital gifts.

**BLACK RIVER TECHNICAL COLLEGE**  
**Management's Discussion and Analysis (Unaudited)**

**Statement of Revenues, Expenses and Changes in Net Position (Continued)**

Revenues reported for tuition and fees, and bookstore are reduced by the amount of scholarships and fellowships received for those purposes. This adjustment is made to avoid double counting revenues. The total net adjustment for fiscal year 2019 was \$3,280,093 of which \$3,243,885 was for tuition and fees, and \$36,208 was for the bookstore.

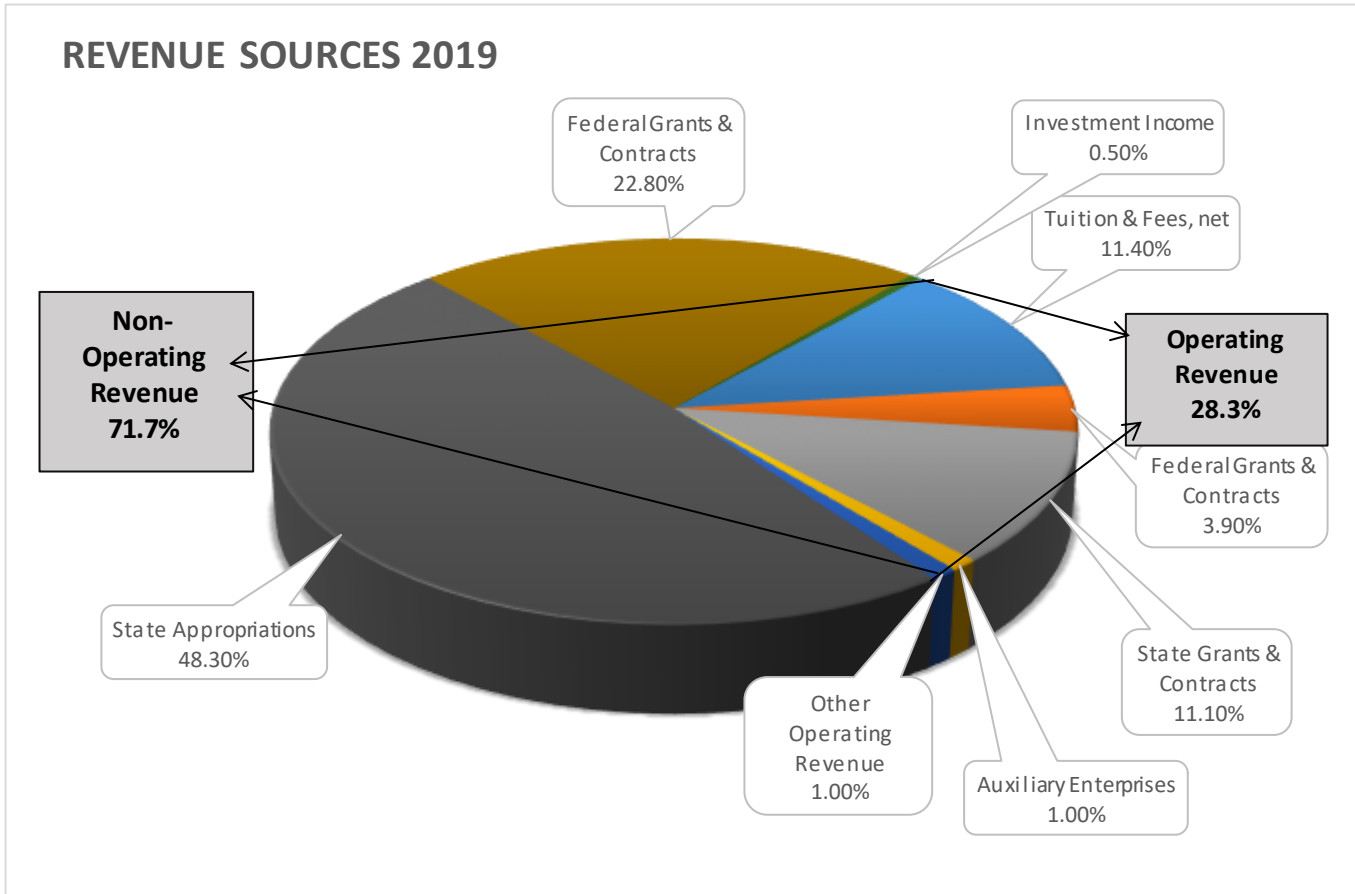
The operating loss increased by 2.93 percent for 2019. While the operating revenues increased slightly, the operating expenses increased 2.26 percent, mainly in supplies and services. The college continues to make a concentrated effort to decrease operating expenditures. Non-operating revenue (expenses) increased by 0.37 percent reflective of a slight increase in non-operating federal grants and contracts due to a slight increase in enrollment. The increase in investment income is reflective of the higher interest rates.

**REVENUES BY SOURCE 2019**

<b>Operating Revenues</b>	<b><u>2019</u></b>	<b><u>2018</u></b>
Tuition & Fees, net	\$ 1,948,928	\$ 2,221,821
Federal Grants & Contracts	672,978	824,949
State Grants & Contracts	1,893,854	1,565,842
Auxiliary Enterprises	169,179	154,978
Other Operating Revenue	167,688	66,532
<b>Non-Operating Revenues</b>		
State Appropriations	8,295,696	8,330,503
Federal Grants & Contracts	3,905,411	3,844,760
Gifts		24,753
Investment Income	80,496	47,384
	<u>\$ 17,134,230</u>	<u>\$ 17,081,522</u>

**BLACK RIVER TECHNICAL COLLEGE**  
**Management's Discussion and Analysis (Unaudited)**

**Statement of Revenues, Expenses and Changes in Net Position (Continued)**



Operating expenses are those expenses paid to acquire goods and services provided in return for operating revenues and to carry out the mission of the College. The operating expenses are presented in this statement in what are considered natural classifications such as personal services, supplies and services, scholarships and fellowships, and depreciation. Overall, expenditures for fiscal year 2019 increased. The increase in Scholarship and Fellowship expense is mainly due to the online bookstore, which resulted in additional financial aid funds paid to external parties.

Overall, expenditures in functional categories increased by approximately 2 percent from 2018 to 2019. Expenditures decreased in only two of the nine functional categories: instruction and auxiliary. As previously explained, scholarship expense increased due to the use of the online bookstore. By percentage, the largest increases occurred in academic support and operation and maintenance of plant.

**BLACK RIVER TECHNICAL COLLEGE**  
**Management's Discussion and Analysis (Unaudited)**

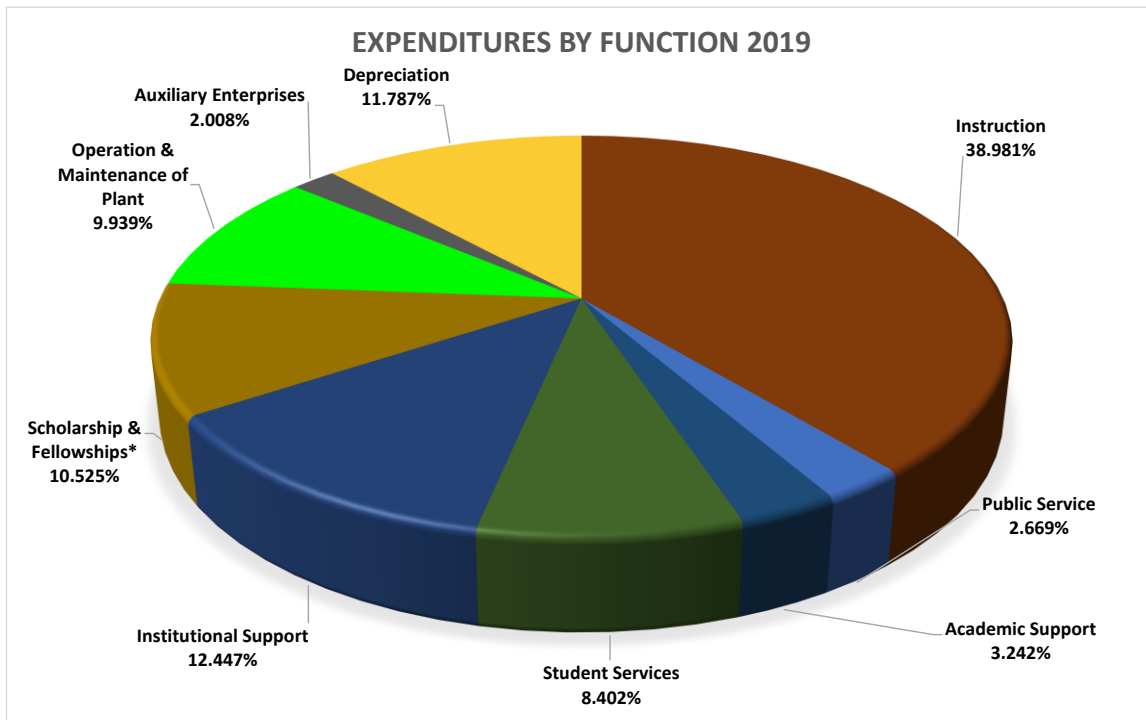
**Statement of Revenues, Expenses and Changes in Net Position (Continued)**

The table below shows the functional classification of expenditures for fiscal year 2019. A more detailed representation of functional versus natural classifications of operating expenditures is included in Note 7 of the accompanying financial statements.

**FUNCTIONAL COMPARISON**

<b>Expenditure Category</b>	<b><u>2019</u></b>	<b><u>2018</u></b>
Instruction	\$ 7,395,899	\$ 7,445,239
Public Service	506,442	486,959
Academic Support	615,074	571,573
Student Services	1,594,201	1,533,687
Institutional Support	2,361,598	2,231,949
Scholarship & Fellowships*	1,996,865	1,897,126
Operation & Maintenance of Plant	1,885,740	1,771,555
Auxiliary Enterprises	380,985	443,098
Depreciation	2,236,461	2,172,157
Totals	<u>\$ 18,973,265</u>	<u>\$ 18,553,343</u>

\* Scholarship & Fellowships Expense 2019:  
 \$5,276,958 less allowances of \$3,280,093 = \$1,996,865



**BLACK RIVER TECHNICAL COLLEGE**  
**Management's Discussion and Analysis (Unaudited)**

**Statement of Cash Flows**

The Statement of Cash Flows presents a detailed look at the College's cash activity during the fiscal year. The first part of this statement shows cash flows from operating activities and the net cash used by the operating activities. The second part reflects cash flows from non-capital financing activities such as state appropriations. The third part deals with the cash used for acquisition and construction of capital assets. The fourth part reflects cash flows from investing activities. The final part is a reconciliation of net cash used by operating activities to the operating income or loss reflected on the Statement of Revenues, Expenses and Changes in Net Position. The summary below shows that BRTC's cash and cash equivalents decreased by \$92,612 from 2018 to 2019. While Net Cash Used by Operating Activities increased slightly, the Net Cash Provided by Non-capital Financing Activities and Net Cash Used by Capital and Related Financing Activities both decreased significantly due to the completion of the repairs for the flood damage and the receipt of all insurance proceeds.

**CASH FLOW SUMMARY**

	<u>2019</u>	<u>2018</u>
Cash provided (used) by:		
Operating Activities	\$ (11,499,067)	\$ (11,287,796)
Non-capital Financing Activities	12,421,227	13,941,652
Capital & Related Financing Activities	(1,060,249)	(3,603,750)
Investing Activities	45,477	27,316
Net Increase (Decrease) in Cash	<u>(92,612)</u>	<u>(922,578)</u>
Cash and Cash Equivalents - Beginning of Year	<u>9,750,015</u>	<u>10,672,593</u>
Cash and Cash Equivalents - End of Year	<u>\$ 9,657,403</u>	<u>\$ 9,750,015</u>

**Long Term Debt**

In fiscal year 2011, BRTC issued \$2,665,000 in bonds on September 15, 2010, refunding the Series 2003 issue. The 2003 bond issue was used to fund the construction of the Adult Education/Continuing Education Building finished in fall 2005 and the Business Technology Building finished in fall 2007.

In fiscal year 2016, BRTC completed construction of a 41,450 square foot Health/Science Complex. A permanent financing bond in the amount of \$8,475,000 was issued to United States of American through the Rural Development office of the United States Department of Agriculture. In accordance with GASB 88, the 2016 Series Bond issue is now disclosed and reported as a direct placement.

More detailed information about the bond issues can be found in Notes 5 and 11 of the accompanying financial statements.

**BLACK RIVER TECHNICAL COLLEGE**  
**Management's Discussion and Analysis (Unaudited)**

**Capital Assets**

During the year ended June 30, 2019, capital equipment purchases of over \$238,812 were made. Intangible asset under construction for the new ERP totaling \$997,498 was moved to Intangible Assets and the legacy system was disposed.

More detailed information about the capital assets can be found in Note 4 of the accompanying financial statements.

**Economic Outlook Factors**

Black River Technical College remains in sound financial condition, despite perennial challenges. Challenges facing the college include enrollment management, public and political pressure to hold tuition down, and a student population with expectations of new amenities and programs upon enrolling in college. The uncertainties of health insurance costs, the expenses related to maintaining aging facilities, and ever-increasing instructional costs contribute to the challenges the College faces.

The recent and uncertain impact of COVID-19 on our financial stance has served as a catalyst for increased transparency and institutional involvement within a significantly more fiscally conservative budgeting process. The college's current budget projection assumes a significant decrease in state support as well as a sharp enrollment decline. Additionally, the balance of the institution's budget is reserved for contingency use.

To combat the challenges, the College leverages federal and state grant opportunities for program development and enhancement. Moreover, the College continues to capture efficiencies by collaborating with both Higher Education and K12 institutions, business and industry, and is developing philanthropic relationships to create new opportunities for students and the economic livelihood of the region.

**BLACK RIVER TECHNICAL COLLEGE  
COMPARATIVE STATEMENT OF NET POSITION  
JUNE 30, 2019**

Exhibit A

	June 30, 2019	June 30, 2018
<b>ASSETS</b>		
<b>Current Assets:</b>		
Cash and cash equivalents	\$ 4,601,754	\$ 4,623,838
Accounts receivable (less allowances of \$ 122,986 and \$ 53,703)	160,829	41,878
Other receivables	330,208	581,107
Inventories	43,957	44,695
Prepaid expenses	257,368	158,341
Accrued interest	5,382	2,788
<b>Total Current Assets:</b>	<b>5,399,498</b>	<b>5,452,647</b>
<b>Non-Current Assets:</b>		
Cash & cash equivalents	5,055,649	5,126,177
Other long-term investments	2,146,427	2,070,200
Deposits with trustee	201,621	201,621
Land, construction in progress, improvements and infrastructure, buildings, and leasehold improvements	45,774,849	46,642,347
Improvements and infrastructure, buildings, and leasehold improvements - accumulated depreciation	(20,921,214)	(19,210,990)
Equipment	10,169,698	10,078,976
Equipment - accumulated depreciation	(8,657,170)	(8,332,513)
Library holdings	628,462	622,098
Library holdings - accumulated depreciation	(588,417)	(584,502)
Intangibles	1,246,100	643,728
Intangibles- accumulated amortization	(257,107)	(600,452)
<b>Total Non-Current Assets:</b>	<b>34,798,898</b>	<b>36,656,690</b>
<b>TOTAL ASSETS</b>	<b>40,198,396</b>	<b>42,109,337</b>
<b>DEFERRED OUTFLOWS OF RESOURCES</b>		
Deferred outflows related to pensions	911,208	1,238,487
Deferred outflows related to OPEB	30,977	14,214
Deferred outflows related to debt refunding	19,505	21,672
<b>Total Deferred Outflows of Resources</b>	<b>961,690</b>	<b>1,274,373</b>
<b>TOTAL ASSETS AND DEFERRED OUTFLOWS OF RESOURCES</b>	<b>41,160,086</b>	<b>43,383,710</b>
<b>LIABILITIES</b>		
<b>Current Liabilities:</b>		
Accounts payable and accrued liabilities	1,084,903	729,829
Bond interest payable	85,664	88,022
OPEB liability	137,389	136,209
Compensated absences payable	45,997	51,619
Unearned Revenue	84,150	34,979
Funds held in trust for others	59,949	116,875
Bonds payable	362,568	351,126
Bond original issue discount	(257)	(257)
<b>Total Current Liabilities:</b>	<b>1,860,363</b>	<b>1,508,402</b>
<b>Non-Current Liabilities:</b>		
OPEB liability	1,629,591	1,538,305
Compensated absences payable	657,429	552,761
Net Pension Liability	2,535,896	3,050,933
Bonds payable	8,962,602	9,325,170
Bond original issue discount	(2,055)	(2,312)
<b>Total Non-Current Liabilities:</b>	<b>13,783,463</b>	<b>14,464,857</b>
<b>TOTAL LIABILITIES</b>	<b>15,643,826</b>	<b>15,973,259</b>
<b>DEFERRED INFLOWS OF RESOURCES</b>		
Deferred inflows related to pensions	507,551	260,137
<b>TOTAL LIABILITIES AND DEFERRED INFLOWS OF RESOURCES</b>	<b>16,151,377</b>	<b>16,233,396</b>



**BLACK RIVER TECHNICAL COLLEGE  
COMPARATIVE STATEMENT OF NET POSITION  
JUNE 30, 2019**

Exhibit A

	<b>June 30, 2019</b>	<b>June 30, 2018</b>
<b>NET POSITION</b>		
Net Investment in capital assets	\$ 18,273,964	\$ 19,786,586
Restricted for:		
Expendable:		
Debt Service	137,618	91,746
Other	359,347	436,134
Unrestricted	6,237,780	6,835,848
<b>TOTAL NET POSITION</b>	<b>\$ 25,008,709</b>	<b>\$ 27,150,314</b>

The accompanying notes are an integral part of these financial statements.

**BLACK RIVER TECHNICAL COLLEGE**  
**COMPARATIVE STATEMENT OF REVENUES, EXPENSES AND CHANGES IN NET POSITION**  
**FOR THE YEAR ENDED JUNE 30, 2019**

Exhibit B

	<b>June 30, 2019</b>	<b>June 30, 2018</b>
<b>Operating Revenues:</b>		
Student tuition and fees (net of scholarship allowances of \$ 3,243,885 and \$3,070,261)	\$ 1,948,928	\$ 2,221,821
Federal grants and contracts	672,978	824,949
State and local grants and contracts	1,893,854	1,565,842
Auxiliary enterprises		
Bookstore (net of scholarship allowances of \$ 36,208 and \$ 54,189)	94,515	75,948
Cafeteria	72,747	77,133
Vending	1,917	1,897
Other operating revenues	167,688	66,532
<b>Total Operating Revenues</b>	<b>4,852,627</b>	<b>4,834,122</b>
<b>Operating Expenses:</b>		
Personal services	10,553,040	10,541,681
Supplies and services	4,186,899	3,942,379
Scholarships and fellowships	1,996,865	1,897,126
Depreciation and amortization	2,236,461	2,172,157
<b>Total Operating Expenses</b>	<b>18,973,265</b>	<b>18,553,343</b>
<b>Operating Income (Loss)</b>	<b>(14,120,638)</b>	<b>(13,719,221)</b>
<b>Non-operating Revenues (Expenses)</b>		
State appropriations	8,295,696	8,330,503
Federal grants and contracts	3,905,411	3,844,760
Gifts		24,753
Investment income	80,496	47,384
Interest on capital asset - related debt	(306,947)	(316,987)
Other revenue/expense	(487)	(484)
<b>Net Non-operating Revenues (Expenses)</b>	<b>11,974,169</b>	<b>11,929,929</b>
<b>Income Before Other Revenues, Expenses, Gains or Losses</b>	<b>(2,146,469)</b>	<b>(1,789,292)</b>
<b>Other Revenues, Expenses, Gains or Losses</b>		
Capital gifts		67,000
Gain (Loss) from disposition of capital assets	4,908	(321)
Refunds to grantors	(44)	(52,226)
Extraordinary - Insurance proceeds		3,448,920
Extraordinary Expenses		(1,400,905)
<b>Total Other Revenues, Expenses, Gains or Losses</b>	<b>4,864</b>	<b>2,062,468</b>
<b>Increase (Decrease) in Net Assets</b>	<b>(2,141,605)</b>	<b>273,176</b>
<b>Net Position - Beginning of Year</b>	<b>27,150,314</b>	<b>27,792,039</b>
<b>Restatement of prior year balance</b>		<b>(914,901)</b>
<b>Net Position - Beginning of Year Restated</b>	<b>27,150,314</b>	<b>26,877,138</b>
<b>Net Position - End of Year</b>	<b>\$ 25,008,709</b>	<b>\$ 27,150,314</b>

The accompanying notes are an integral part of these financial statements.

**BLACK RIVER TECHNICAL COLLEGE  
COMPARATIVE STATEMENT OF CASH FLOWS  
FOR THE YEAR ENDED JUNE 30, 2019**

Exhibit C

	<b>June 30, 2019</b>	<b>June 30, 2018</b>
<b>CASH FLOW FROM OPERATING ACTIVITIES</b>		
Student tuition and fees	\$ 1,867,054	\$ 2,355,919
Federal grants and contracts	655,748	733,078
State grants and contracts	1,911,561	1,503,149
Auxiliary enterprises revenues:		
Bookstore	85,472	69,157
Cafeteria	72,747	77,133
Vending	1,917	1,897
Other receipts	171,036	66,707
Payments to employees	(7,486,032)	(8,110,701)
Payments to employee benefits	(2,459,659)	(2,647,889)
Payments to suppliers	(4,293,198)	(3,439,120)
Other payments	(28,848)	
Scholarships & fellowships	(1,996,865)	(1,897,126)
<b>Net Cash Provided (used) by Operating Activities:</b>	<b>(11,499,067)</b>	<b>(11,287,796)</b>
<b>CASH FLOWS FROM NONCAPITAL FINANCING ACTIVITIES</b>		
State appropriations	8,295,696	8,330,503
Federal grants and contracts	3,905,411	3,834,260
Direct lending loan receipts	1,783,238	1,901,310
Direct lending loan payments	(1,783,238)	(1,901,310)
Refunds to grantors	460	(62,226)
Other agency funds - net	(56,926)	67,686
Insurance proceeds - extraordinary (flood)	276,586	3,172,334
Extraordinary expenses (flood)		(1,400,905)
<b>Net Cash Provided (used) by Noncapital Financing Activities:</b>	<b>12,421,227</b>	<b>13,941,652</b>
<b>CASH FLOWS FROM CAPITAL AND RELATED FINANCING ACTIVITIES</b>		
Purchases of capital assets	(368,913)	(637,938)
Capital renovations - extraordinary (flood)		(2,265,152)
Proceeds from sale of assets	10,960	669
Payment of capital debt	(458,667)	(458,667)
Payment to establish debt service reserve fund	(45,821)	(45,844)
Payments to bond trustees-principal	(145,000)	(140,000)
Payments to bond trustees-interest	(52,808)	(56,818)
<b>Net Cash Provided (used) by Capital and Related Financing Activities:</b>	<b>(1,060,249)</b>	<b>(3,603,750)</b>
<b>CASH FLOWS FROM INVESTING ACTIVITIES</b>		
Interest on investments	45,477	27,316
<b>Net Increase (decrease) in cash and cash equivalents:</b>	<b>(92,612)</b>	<b>(922,578)</b>
<b>Cash &amp; Cash Equivalents - Beginning of Year:</b>	<b>9,750,015</b>	<b>10,672,593</b>
<b>Cash &amp; Cash Equivalents - End of Year:</b>	<b>\$ 9,657,403</b>	<b>\$ 9,750,015</b>

**BLACK RIVER TECHNICAL COLLEGE  
COMPARATIVE STATEMENT OF CASH FLOWS  
FOR THE YEAR ENDED JUNE 30, 2019**

Exhibit C

	<b>June 30, 2019</b>	<b>June 30, 2018</b>
<b>Reconciliation of net operating revenues (expenses) to net cash provided (used) by operating activities:</b>		
Operating income (loss)	\$ (14,120,638)	\$ (13,719,221)
<b>Adjustments to reconcile net income (loss) to net cash provided (used) by operating activities:</b>		
Depreciation and amortization expense	2,236,461	2,172,157
Noncash operating expenses		24,753
Change in assets and liabilities:		
Receivables, net	(145,986)	5,821
Inventories	739	121,436
Prepaid expenses	(99,027)	134,978
Accounts payable	345,809	(143,569)
OPEB payable	75,703	82,398
Unearned revenue	49,171	5,159
Compensated absences	99,046	33,762
Other prepaid expenses		2,000
Net pension liability	59,655	(7,470)
	<b>\$ (11,499,067)</b>	<b>\$ (11,287,796)</b>
<b>NET CASH PROVIDED (USED) BY OPERATING ACTIVITIES:</b>	<b>\$ (11,499,067)</b>	<b>\$ (11,287,796)</b>
<b>Noncash Transactions</b>		
Capital gift		\$ 77,500
Noncapital gift		24,753
Trustee investment earnings	\$ 2,019	1,716
Bond interest and fees paid by bond trustee	(2,019)	(1,716)
Investment earnings reinvested	30,406	17,454

The accompanying notes are an integral part of these financial statements.

**Black River Technical College**  
**Notes to Financial Statements**  
**June 30, 2019**

**NOTE 1: Summary of Significant Accounting Policies**

Reporting Entity

The State Board of Vocational Education was created under the provisions of Act 328 of 1957 for the purpose of establishing in various sections of Arkansas, secondary level schools specializing in vocational technical training. Efforts of the agencies were to be directed toward specialized training of students of high school age and as a service to the community in the area of adult education.

Black River Vocational Technical School, an institution of higher education of the State of Arkansas, began operations February 26, 1973. Effective July 1, 1991, the College's name was changed to Black River Technical College under the provisions of Ark. Code Ann. § 6-53-301. The College is now under the jurisdiction of the Arkansas Higher Education Coordinating Board. The governing body is the Board of Trustees comprised of seven members.

The College's financial statements reflect all funds and accounts directly under the control of the College. There are no component units.

Financial Statement Presentation

In June 1999, the Governmental Accounting Standards Board (GASB) issued Statement no. 34, *Basic Financial Statements – and Management's Discussion and Analysis – for State and Local Governments*. GASB Statement no. 35, *Basic Financial Statements – and Management's Discussion and Analysis – for Public Colleges and Universities*, followed this in November 1999. The financial statement presentation required by GASB no. 34 and no. 35 provides a comprehensive, entity-wide perspective of the College's assets, liabilities, net position, revenues, expenses, changes in net position, cash flows, and replaces the fund-group perspective previously required.

Basis of Accounting

For financial reporting purposes, the College is considered a special-purpose government engaged only in business-type activities. Accordingly, the College's financial statements have been presented using the economic resources focus and the accrual basis of accounting. Under the accrual basis, revenues are recognized when earned, and expenses are recorded when an obligation is incurred. All significant intra-agency transactions have been eliminated.

Capital Assets and Depreciation

Land, buildings, improvements and infrastructure, equipment, library holdings, intangible assets, and construction in progress are reported at cost or estimated historical cost if actual data is not available. Donated capital assets are reported at acquisition value when received. The College follows the State guidelines for equipment capitalization.

Depreciation is computed using the straight-line method over the estimated lives of the assets, generally 15 to 30 years for buildings, 10 to 20 years for infrastructure and land improvements, 10 to 15 years for library holdings, and 3 to 20 years for equipment.

**Black River Technical College**  
**Notes to Financial Statements**  
**June 30, 2019**

**NOTE 1: Summary of Significant Accounting Policies (Continued)**

Capital Assets and Depreciation (Continued)

The College adopted GASB Statement no. 51, *Accounting and Financial Reporting for Intangible Assets*, during fiscal year 2010. The statement requires government entities to recognize all intangible assets not specifically excluded by its scope provisions to be classified as capital assets in the Statement of Net Position. The statement also provided guidance on determining the useful life of intangible assets for amortization purposes.

The College amortizes intangibles using the straight-line method over the estimated useful life of the asset, generally 4 to 20 years.

Operating and Non-operating Revenues

Revenues of the College are classified as either operating or non-operating according to the following criteria:

Operating revenues result from activities that have characteristics of exchange transactions; that is, the College receives payment in exchange for providing services or products to students or other constituencies. Student tuition and fees, net of scholarship allowances, and some federal, state, and local grants are the primary characteristics of operating revenues for the College.

Non-operating revenues are those revenues that result from non-exchange transactions or from activities specifically defined as non-operating by the Governmental Accounting Standards Board (GASB). Pell grants are considered non-operating under the definitions set forth by the GASB because it imposes administrative responsibilities on the College. Appropriations from the state are also considered non-operating under the definitions set forth by the GASB because the College does not provide a direct and commensurate benefit to the legislature in exchange for such funding. In addition to state appropriations, gifts and investment income are categorized as non-operating revenue.

Cash Equivalents

For purposes of the Statement of Cash Flows, the College considers all highly liquid investments with an original maturity of three months or less to be cash equivalents.

Accounts Receivable

Accounts Receivable consists of tuition and fee charges to students and auxiliary enterprises provided to students, faculty, and staff. Accounts Receivable also includes amounts due from the state government for TANF, Carl Perkins, BAT, TAA, Arkansas Career Education, and various industry partners for continuing education classes. In addition, there are receivables from bookstore credit memos and various miscellaneous receivables.

**Black River Technical College**  
**Notes to Financial Statements**  
**June 30, 2019**

**NOTE 1: Summary of Significant Accounting Policies (Continued)**

Investments

Investments are stated at cost under the provisions of Statement no. 31 of the Governmental Accounting Standards Board. Investments consist of certificates of deposit classified as nonparticipating contracts.

Inventories

Inventories are valued at cost with cost being generally determined on a first-in, first-out basis.

Non-current Cash and Investments

Cash that is externally restricted to purchase or construct capital assets is classified as non-current assets in the Statement of Net Position. This classification also includes cash and investments designated by the College for those same purposes and other investments with an original maturity in excess of one year.

Deposits with Trustee

Deposits with trustee are externally restricted and utilized for the payment of debt and the maintenance of reserve funds.

Unearned Revenues

Unearned revenues include amounts received for tuition and fees and certain auxiliary activities prior to the end of the fiscal year but related to the subsequent accounting period.

Compensated Absences Payable

Compensated absences payable represents the College's liability for unused annual and sick leave and related matching costs at June 30, 2019.

Non-Current Liabilities

Non-current liabilities include (1) principal amounts of bonds payable and bond original issue discount with contractual maturities greater than one year; (2) estimated amounts for accrued compensated absences that will not be paid within the next fiscal year; (3) other post-employment benefits payable, and (4) net pension liability.

In accordance with GASB 88, direct placement of bonds are disclosed separately in the notes to the financial statements.

**Black River Technical College  
Notes to Financial Statements  
June 30, 2019**

**NOTE 1: Summary of Significant Accounting Policies (Continued)**

Pensions

For purposes of measuring net pension liability, deferred outflows of resources and deferred inflows of resources related to pensions, and pension expense, information about the fiduciary net positions of the Arkansas Teacher Retirement System (ATRS) and Arkansas Public Employees Retirement System (APERS) and additions to and deductions from ATRS and APERS fiduciary net positions have been determined on the same basis as they are reported by ATRS and APERS. For this purpose, benefit payments (including refunds of employee contributions) are recognized when due and payable in accordance with the benefit terms. Investments are reported at fair value.

Postemployment Benefits Other Than Pensions (OPEB)

For purposes of measuring OPEB liability, deferred outflows of resources and deferred inflows of resources related to OPEB, and OPEB expense, information about the fiduciary net position of the plan and additions to/deductions from the plan's fiduciary net position have been determined on the same basis. For this purpose, benefit payments are recognized when currently due and payable in accordance with the benefit terms.

Generally accepted accounting principles require that the reported results must pertain to liability and asset information within certain defined timeframes. For this report, the following timeframes are used:

Valuation Date	June 30, 2019
Measurement Date	June 30, 2019
Measurement Period	July 1, 2018 to June 30, 2019

Net Position

Net investment in capital assets presents the College's total investment in capital assets, net of outstanding debt obligations related to those capital assets.

Restricted net position – expendable represent those resources for which the College is legally or contractually obligated to spend such resources in accordance with restrictions imposed by external parties.

Unrestricted net position include those resources derived from student tuition and fees, state appropriations, and sales and services of auxiliary enterprises. These resources are used for transactions relating to the educational and general operations of the College, and may be used at the discretion of the College's Board of Trustees.

Restricted/Unrestricted Resources

The College has no formal policy addressing which resources to use when both restricted and unrestricted net assets are available for the same purpose. College personnel decide which resources to use at the time expenses are incurred.



**Black River Technical College  
Notes to Financial Statements  
June 30, 2019**

**NOTE 1: Summary of Significant Accounting Policies (Continued)**

Scholarship Discounts and Allowances

Student tuition and fee revenues and certain other revenues from students are reported net of scholarship discounts and allowances in the Statement of Revenues, Expenses and Changes in Net Position. Scholarship discounts and allowances are the difference between the stated charge for goods and services provided by the College and the amount that is paid by students and/or certain third parties making payments on behalf of the students. Under this approach, scholarships awarded by the College are considered as reductions in tuition and fee revenues rather than as expenses. Additionally, certain governmental grants, such as Pell grants are required to be reported as either operating or non-operating revenues in the College's financial statements. To the extent that revenues from such programs are applied to tuition, fees, and other student charges, the College has reported a corresponding scholarship discount or allowance.

**NOTE 2: Public Fund Deposits and Investments**

Cash deposits are carried at cost. The College's cash deposits at year-end are shown below:

	Carrying Amount	Bank Balance
Insured (FDIC)	\$ 3,968,117	\$ 3,968,117
Collateralized:		
Collateral held by the pledging bank or pledging bank's trust department in the College's name	8,036,364	7,513,192
 Total Deposits	 \$ 12,004,481	 \$ 11,481,309

The above deposits do not include cash on hand maintained by the College of \$ 970 at June 30, 2019. The above total deposits include certificates of deposits of \$ 2,146,427 reported as investments and classified as nonparticipating contracts. Additionally, the deposits include a certificate of deposit and money market checking accounts of \$201,621 reported as deposits with trustee.

**Black River Technical College**  
**Notes to Financial Statements**  
**June 30, 2019**

**NOTE 3: Income Taxes**

The College is tax exempt under Internal Revenue Service code. It is also exempt from state income taxes under Arkansas law. Accordingly, no provision for income taxes is made in the financial statements.

**NOTE 4: Capital Assets**

Following are the changes in capital assets for the year ended June 30, 2019.

	Balance June 30, 2018	Additions	Adjustments Transfers Reclassify	Disposals/ Retirements/ Impairments	Balance June 30, 2019
<b>Capital Assets not being depreciated:</b>					
Land	\$ 583,690				\$ 583,690
Asset Under Construction - Intangible	896,885	\$ 100,613	\$ (997,498)		0
Assets Under Construction		6,500			6,500
Total Capital Assets not being depreciated:	<u>\$ 1,480,575</u>	<u>\$ 107,113</u>	<u>\$ (997,498)</u>	<u>\$ -</u>	<u>\$ 590,190</u>
<b>Other Capital Assets:</b>					
Improvements and Infrastructure	\$ 2,426,553	\$ 22,887			\$ 2,449,440
Buildings	42,342,288				42,342,288
Leasehold Improvements	392,931				392,931
Equipment	10,078,976	238,812		\$ (148,090)	10,169,698
Library Holdings	622,098	9,968		(3,604)	628,462
Intangibles	643,728		\$ 997,498	(395,126)	1,246,100
Total Other Capital Assets	<u>\$ 56,506,574</u>	<u>\$ 271,667</u>	<u>\$ 997,498</u>	<u>\$ (546,820)</u>	<u>\$ 57,228,919</u>
<b>Less Accumulated Depreciation/Amortization for:</b>					
Land Improvements	342,106	40,412			382,518
Infrastructure	1,318,193	66,231			1,384,424
Buildings	17,485,203	1,588,189			19,073,392
Leasehold Improvements	65,488	15,392			80,880
Equipment	8,332,513	469,942		(145,285)	8,657,170
Library Holdings	584,502	7,519		(3,604)	588,417
Intangibles	600,452	48,776		(392,121)	257,107
Total Accumulated Depreciation/Amortization:	<u>28,728,457</u>	<u>2,236,461</u>	<u>-</u>	<u>(541,010)</u>	<u>30,423,908</u>
Other Capital Assets, Net	<u>\$ 27,778,117</u>	<u>(1,964,794)</u>	<u>\$ 997,498</u>	<u>\$ (5,810)</u>	<u>\$ 26,805,011</u>
<b>Capital Asset Summary:</b>					
Capital Assets not being depreciated	\$ 1,480,575	107,113	\$ (997,498)		\$ 590,190
Other Capital Assets, at cost	56,506,574	271,667	997,498	\$ (546,820)	57,228,919
Total Cost of Capital Assets	<u>57,987,149</u>	<u>378,780</u>	<u>-</u>	<u>(546,820)</u>	<u>57,819,109</u>
Less Accumulated Depreciation	28,728,457	2,236,461	-	(541,010)	30,423,908
Capital Assets, Net	<u>\$ 29,258,692</u>	<u>(1,857,681)</u>	<u>\$ -</u>	<u>\$ (5,810)</u>	<u>\$ 27,395,201</u>

**Black River Technical College  
Notes to Financial Statements  
June 30, 2019**

**NOTE 5: Long-Term Liabilities**

A summary of long-term debt is as follows:

Bonds:

Date of Issue	Date of Final Maturity	Rate of Interest	Amount Authorized and Issued	Debt Outstanding 6/30/2019	Maturities to 6/30/2019
<b>Series 10 General Obligation</b>					
9/15/2010	6/15/2028	2.00 - 4.00%	\$ 2,665,000	\$ 1,450,000	\$ 1,215,000
		Unamortized bond discount	(4,560)	(2,312)	(2,248)
			<u>\$ 2,660,440</u>	<u>\$ 1,447,688</u>	<u>\$ 1,212,752</u>
<b>Series 16 Direct Placement</b>					
2/26/2016	2/26/2044	3.125%	8,475,000	7,875,170	599,830
<b>TOTALS</b>			<u>\$ 11,135,440</u>	<u>\$ 9,322,858</u>	<u>\$ 1,812,582</u>

The changes in long-term liabilities are as follows:

	Balance July 1, 2018	Additions	Reductions	Balance June 30, 2019	Amount due within one Year
Compensated Absences	\$ 604,380	\$ 410,654	\$ 311,608	\$ 703,426	\$ 45,997
General Obligation Bonds	1,592,431		144,743	1,447,688	149,743
Direct Placement Bonds	8,081,296		206,126	7,875,170	212,568
<b>TOTALS</b>	<u>\$ 10,278,107</u>	<u>\$ 410,654</u>	<u>\$ 662,477</u>	<u>\$ 10,026,284</u>	<u>\$ 408,308</u>

The long-term revenue bond debt principal and interest payments are as follows:

Year ended June 30,	General Obligation Bonds		Direct Placement Bonds		Total
	Principal	Interest	Principal	Interest	
2020	\$ 150,000	\$ 50,208 *	\$ 212,568	\$ 246,099 *	\$ 658,875
2021	155,000	45,707	219,211	239,456	659,374
2022	160,000	40,748	226,061	232,606	659,415
2023	160,000	35,627	233,125	225,542	654,294
2024	170,000	30,267	240,411	218,256	658,934
2025-2029	655,000	58,613	1,319,552	973,783	3,006,948
2030-2034			1,539,028	754,307	2,293,335
2035-2039			1,795,007	498,328	2,293,335
2040-2044			2,090,207	199,772	2,289,979
<b>Totals</b>	<u>\$ 1,450,000</u>	<u>\$ 261,170</u>	<u>\$ 7,875,170</u>	<u>\$ 3,588,149</u>	<u>\$ 13,174,489</u>

\*Accrued interest payable of \$85,664 on the bond issues was recorded as a current liability at June 30, 2019.

**Black River Technical College  
Notes to Financial Statements  
June 30, 2019**

**NOTE 6: Retirement Plans**

**Arkansas Public Employees Retirement System (APERS)**

**a. General Information about the Defined Benefit Pension Plan**

*Plan description:* Eligible employees of Black River Technical College may elect to participate in the Arkansas Public Employees Retirement System (APERS). APERS is a cost-sharing, multiple-employer defined benefit plan which covers all State employees who are not covered by another authorized plan. The plan was established by the authority of the Arkansas General Assembly with the passage of Act 177 of 1957. The costs of administering the plan are paid out of investment earnings. The general administration and responsibility for the proper operation of the System is vested in the nine members of the Board of Trustees of the Arkansas Public Employees Retirement System (the Board). Membership includes three state and three non-state employees, all appointed by the Governor, and three ex-officio trustees, including the Auditor of the State, the Treasurer of the State, and the Director of the Department of Finance and Administration.

The plan issues a publicly available financial report, which may be obtained by contacting:

**Arkansas Public Employees  
Retirement System**

124 W. Capitol, Suite 400  
Little Rock, AR 72201-3704  
(501) 682-7800

<http://www.apers.org/annualreports/index.php>

*Benefits Provided:* Benefit provisions are set forth in Arkansas Code Annotated, Title 24, Chapters 5 and 6 and may only be amended by the Arkansas General Assembly. APERS provides retirement, disability and death benefits. Retirement benefits are determined as a percentage of the member's highest 3-year average compensation times the member's years of service. The percentage used is based upon whether a member is contributory or non-contributory as follows:

Contributory, prior to 7/1/2005	2.07%
Contributory, on or after 7/1/2005, but prior to 7/1/2007	2.03%
Contributory, on or after 7/1/2007	2.00%
Non-Contributory	1.72%

**Black River Technical College  
Notes to Financial Statements  
June 30, 2019**

**NOTE 6: Retirement Plans (Continued)**

**Arkansas Public Employees Retirement System (APERS) (Continued)**

**a. General Information about the Defined Benefit Pension Plan (Continued)**

Members are eligible to retire with a full benefit under the following conditions:

- at age 65 with 5 years of service,
- at any age with 28 years actual service,
- at age 60 with 20 years of actual service if under the old contributory plan (prior to July 1, 2005),  
or
- at age 55 with 35 years of credited service for elected or public safety officials.

Members may retire with a reduced benefit at age 55 with at least 5 years of actual service or at any age with 25 years of service.

Members are eligible for disability benefits with 5 years of service. Disability benefits are computed as an age and service benefit, based on service and pay at disability. Death benefits are paid to a surviving spouse as if the member had 5 years of service and the monthly benefit is computed as if the member had retired and elected the Joint & 75% Survivor option. A cost of living adjustment of 3% of the current benefit is added each year.

*Contributions.* Contribution requirements are set forth in Arkansas Code Annotated, Title 24, Chapter 4. The contributions are expected to be sufficient to finance the costs of benefits earned by members during the year and make a level payment that, if paid annually over a reasonable period of future years, will fully cover the unfunded costs of benefit commitments for services previously rendered (A.C.A. 24-2-701 (a)). Members who began service prior to July 1, 2005 are not required to make contributions to APERS. Members who began service on or after July 1, 2005 are required to contribute 5% of their salary. Employers are required to contribute at a rate established by the Board of Trustees of APERS based on an actuary's determination of a rate required to fund the plan (A.C.A. 24-2-701 (c)(3)). Employers contributed 14.75% of compensation for the fiscal year ended June 30, 2018. In some cases, an additional 2.5% of member and employer contributions are required for elected officials.

Contributions to APERS from Black River Technical College were \$ 127,034 for the year ended June 30, 2019 at the rate of 15.32 percent of applicable compensation. During a member's participation in the APERS deferred retirement option plan (DROP), the employer continues to make contributions and the employee ceases to make contributions.

**Black River Technical College  
Notes to Financial Statements  
June 30, 2019**

**NOTE 6: Retirement Plans (Continued)**

**Arkansas Public Employees Retirement System (APERS) (Continued)**

**b. Pension Liabilities, Pension Expense, and Deferred Outflows of Resources and Deferred Inflows of Resources Related to the Plan**

At June 30, 2019, Black River Technical College reported liabilities of \$ 1,068,065 for its proportionate share of the net pension liabilities. The net pension liabilities were measured as of June 30, 2018, and the total pension liability used to calculate the net pension liability for the plan was determined by an actuarial valuation as of that date. Black River Technical College's proportion of the net pension liability was based on current contributions of all participating employers. At June 30, 2018, BRTC's proportionate share was .04841780% for APERS.

For the year ended June 30, 2019, Black River Technical College recognized pension expense in the amount of \$ 215,224. For the year ended June 30, 2019, BRTC reported deferred outflows of resources and deferred inflows of resources related to pensions as follows:

	Deferred Outflows of Resources	Deferred Inflows of Resources
Differences between expected and actual experience	\$ 16,986	\$ 11,212
Changes of assumptions	121,524	66,051
Net differences between projected and actual earnings on pension plan investments		27,027
Changes in proportion and differences between BRTC contributions and proportionate share of contributions	89,450	8,874
BRTC contributions subsequent to the measurement date	127,034	
Total	\$ 354,994	\$ 113,164

\$127,034 reported as deferred outflows of resources related to pensions resulting from BRTC's contributions subsequent to the measurement date will be recognized as a reduction of the net pension liability in the year ended June 30, 2020. Other amounts reported as deferred outflows of resources and deferred inflows of resources related to pensions will be recognized in pension expense as follows:

Year ended June 30:	
2020	\$ 114,682
2021	62,922
2022	(39,625)
2023	(23,183)

**Black River Technical College  
Notes to Financial Statements  
June 30, 2019**

**NOTE 6: Retirement Plans (Continued)**

**Arkansas Public Employees Retirement System (APERS) (Continued)**

**b. Pension Liabilities, Pension Expense, and Deferred Outflows of Resources and Deferred Inflows of Resources Related to the Plan (Continued)**

*Actuarial assumptions.* The total pension liability in the actuarial valuation (as of the date noted below) was determined using the following actuarial assumptions, applied to all periods included in the measurement:

	APERS
Date of actuarial valuation	June 30, 2018
Inflation rate	3.25% wage inflation and 2.5% price inflation
Salary increases	3.25% - 9.85%, including inflation
Investment rate of return	7.15%
Mortality rates	RP-2014 weighted generational mortality tables for healthy annuitant, disability, or employee health in service, if applicable.
Actuarial experience study dates	July 1, 2012, through June 30, 2017

The long-term expected rate of return on pension plan investments of each plan was determined using a building-block method in which best-estimate ranges of expected future real rates of return (expected returns, net of pension plan investment expense and inflation) are developed for each major asset class. These ranges are combined to produce the long-term expected rate of return by weighting the expected future real rates of return by the target asset allocation percentage and by adding expected inflation. Best estimates of arithmetic real rates of return for each major asset class included in the System's target asset allocation as of June 30, 2018, are summarized in the table below:

APERS		
Asset Class	Target Allocation	Long-Term Expected Real Rate of Return
Broad Domestic Equity	37%	5.97%
International Equity	24%	6.07%
Real Assets	16%	4.59%
Absolute Return	5%	3.15%
Domestic Fixed	18%	0.83%

**Black River Technical College  
Notes to Financial Statements  
June 30, 2019**

**NOTE 6: Retirement Plans (Continued)**

**Arkansas Public Employees Retirement System (APERS) (Continued)**

**b. Pension Liabilities, Pension Expense, and Deferred Outflows of Resources and Deferred Inflows of Resources Related to the Plan (Continued)**

*Discount rate.* The discount rate for the plan was determined as follows:

A single discount rate of 7.15% was used to measure the total pension liability. This single discount rate was based on the expected rate of return on pension plan investments of 7.15%. The projection of cash flows used to determine this single discount rate assumed that plan member contributions will be made at the current contribution rate and that employer contributions will be made at rates equal to the difference between actuarially determined contribution rates and the member rate. Based on these assumptions, the pension plan's fiduciary net position was projected to be available to make all projected future benefit payments of current plan members. Therefore, the long-term expected rate of return on pension plan investments was applied to all periods of projected benefit payments to determine the total pension liability.

*Sensitivity of Black River Technical College's proportionate share of the net pension liability to changes in the discount rate.* The following presents BRTC's proportionate share of the net pension liability for the plan calculated using the discount rate stated above, as well as what BRTC's proportionate share of net pension liability would be if it were calculated using a discount rate that is 1-percentage-point lower or 1-percentage-point higher than the current rate:

	1% Decrease	Current discount rate	1% Increase
APERS – 7.15%	\$ 1,746,233	\$ 1,068,065	\$ 508,631

*Pension plan fiduciary net position.* Detailed information about the pension plan's fiduciary net position is available in the separately issued financial report of the plan.

**Arkansas Teacher Retirement System**

**a. General Information about the Defined Benefit Pension Plans**

*Plan description:* Eligible employees of Black River Technical College may elect to participate in the pension plan through the Arkansas Teacher Retirement System (ATRS), administered by the Arkansas Teacher Retirement System Board of Trustees. ATRS is a cost-sharing, multiple-employer, defined benefit plans. Benefit provisions are established and amended by Arkansas Code Title 24.



**Black River Technical College**  
**Notes to Financial Statements**  
**June 30, 2019**

**NOTE 6: Retirement Plans (Continued)**

**Arkansas Teacher Retirement System (Continued)**

**a. General Information about the Defined Benefit Pension Plans (Continued)**

The plan issues a publicly available financial report, which may be obtained by contacting:

**Arkansas Teacher  
Retirement System**  
1400 West Third Street  
Little Rock, AR 72201  
(501) 682-1517  
<https://www.artrs.gov/publications>

*Benefits Provided:* Each plan provides retirement, disability and death benefits and annual adjustments to plan members and beneficiaries, as follows:

Members are eligible for full retirement benefits at age 60 with five or more years of actual or reciprocal service or at any age with 28 or more years of credited service. Members with 25 years of actual or reciprocal service who have not attained age 60 may receive an annuity reduced by 5/12 of 1% (7/1/16 – 3/31/17) or 6/12 of 1% (4/1/17 – 6/30/17) multiplied by the number of months by which the early retirement precedes the earlier of (1) completion of 28 years of credited service or (2) attainment of age 60. The normal retirement benefit, paid monthly, is determined based on (1) the member's final average salary (effective April 1, 1998, computed using the highest three years' salary) and (2) the number of years of service.

Disability retirement benefits are payable to members who are vested and demonstrate total and permanent incapacity to perform the duties of their position while in active employment. The disability annuity is computed in the same manner as the age and service annuity. Survivor benefits are payable to qualified survivors upon the death of an active, vested member. Eligible spouse survivors receive a survivor annuity that is based on the member's years of service credit prior to their death, and minor child survivors receive a percentage of the member's highest salary earned. A lump sum death benefit is provided for active and retired members with ten years of actual service. A cost of living adjustment (COLA) is payable on July 1 of each year to retirees, certain survivors, and annuity beneficiaries who received monthly benefits for the previous 12 months. The COLA is determined by multiplying the member's base retirement annuity by 3%.

*Contributions.* Arkansas Code Title 24 establishes the contribution requirements of active members and participating employers. Contribution rates for each plan are as follows:

The funding policy of ATRS provides for periodic employer contributions at statutorily established rates based on annual actuarial valuations. For the fiscal year ended June 30, 2019, the employer contribution rate was 14% of covered employee payroll. Contributions to ATRS from Black River Technical College were \$ 173,212 for the year ended June 30, 2019.

**Black River Technical College  
Notes to Financial Statements  
June 30, 2019**

**NOTE 6: Retirement Plans (Continued)**

**Arkansas Teacher Retirement System (Continued)**

**a. General Information about the Defined Benefit Pension Plans (Continued)**

ATRS has contributory and noncontributory plans. The contributory plan has been in effect since the beginning of the plan. Contributory members of ATRS contribute 6% of their gross wages. The noncontributory plan began July 1, 1986. Effective July 1, 1999, all new members, including any former active members, were automatically enrolled as noncontributory members. Active members as of July 1, 1999 were allowed to make an irrevocable choice between the contributory or noncontributory plan. Employee contributions are refundable if covered employment terminates before a monthly benefit is payable.

**b. Pension Liabilities, Pension Expense, and Deferred Outflows of Resources and Deferred Inflows of Resources Related to Pensions**

At June 30, 2019, Black River Technical College reported liabilities of \$ 1,467,831 for its proportionate share of the net pension liabilities. The net pension liabilities were measured as of June 30, 2018, and the total pension liability used to calculate the net pension liability for each plan was determined by an actuarial valuation as of that date. Black River Technical College's proportion of the net pension liability was based on current contributions of all participating employers. At June 30, 2018, the BRTC's proportion was .040337% for ATRS.

For the year ended June 30, 2019, Black River Technical College recognized pension expense in the amount of \$ 144,679. For the year ended June 30, 2019, BRTC reported deferred outflows of resources and deferred inflows of resources related to pensions as follows:

	Deferred Outflows of Resources	Deferred Inflows of Resources
Differences between expected and actual experience	\$ 14,725	\$ 29,894
Changes of assumptions	351,592	
Net differences between projected and actual earnings on pension plan investments		251,268
Changes in proportion and differences between BRTC contributions and proportionate share of contributions	16,685	113,225
BRTC contributions subsequent to the measurement date	173,212	
Total	\$ 556,214	\$ 394,387

**Black River Technical College  
Notes to Financial Statements  
June 30, 2019**

**NOTE 6: Retirement Plans (Continued)**

**Arkansas Teacher Retirement System (Continued)**

**b. Pension Liabilities, Pension Expense, and Deferred Outflows of Resources and Deferred Inflows of Resources Related to Pensions (Continued)**

\$173,212 reported as deferred outflows of resources related to pensions resulting from BRTC's contributions subsequent to the measurement date will be recognized as a reduction of the net pension liability in the year ended June 30, 2020. Other amounts reported as deferred outflows of resources and deferred inflows of resources related to pensions will be recognized in pension expense as follows:

Year ended June 30:	
2020	\$ 62,065
2021	23,376
2022	(66,114)
2023	(22,547)
2024	(8,165)

*Actuarial assumptions.* The total pension liability in the actuarial valuation (as of the date noted below) was determined using the following actuarial assumptions, applied to all periods included in the measurement:

	ATRS
Date of actuarial valuation	June 30, 2018
Inflation rate	2.75%
Salary increases	2.75% to 7.75%
Investment rate of return	7.5%, compounded annually
Mortality table	RP-2014 Healthy Annuitant, Disabled Annuitant, and Employee Mortality Tables were used for males and females. Mortality rates were adjusted using projection scale MP-2017 from 2006.
Actuarial experience study dates	July 1, 2010, through June 30, 2015

The long-term expected rate of return on pension plan investments of the plan was determined using a building-block method in which best-estimate ranges of expected future real rates of return (expected returns, net of pension plan investment expense and inflation) are developed for each major asset class. These ranges are combined to produce the long-term expected rate of return by weighting the expected future real rates of return by the target asset allocation percentage and by adding expected inflation. Best estimates of geometric real rates of return were adopted by the plan's trustees after considering input from the plan's investment consultant and actuary.

**Black River Technical College  
Notes to Financial Statements  
June 30, 2019**

**NOTE 6: Retirement Plans (Continued)**

**Arkansas Teacher Retirement System (Continued)**

**b. Pension Liabilities, Pension Expense, and Deferred Outflows of Resources and Deferred Inflows of Resources Related to Pensions (Continued)**

For each major asset class that is included in each pension plans' target asset allocation as of June 30, 2018, these best estimates are summarized in the following table:

ATRS		
Asset Class	Target Allocation	Long-Term Expected Real Rate of Return
Total equity	55.0%	4.9%
Fixed income	15.0%	1.2%
Alternatives	5.0%	4.3%
Real assets	15.0%	4.2%
Private equity	10.0%	6.0%
Cash equivalents	0.0%	0.3%

*Discount rate.* The discount rate for each plan was determined as follows:

The single discount rate was based on the expected rate of return on pension plan investments of 7.5%. The projection of cash flows used to determine this single discount rate assumed that plan member contributions will be made at the current contribution rate and that employer contributions will be 14% of payroll. Based on these assumptions, the pension plan's fiduciary net position was projected to be available to make all projected future benefit payments of current plan members. Therefore, the long-term expected rate of return on pension plan investments was applied to all periods of projected benefit payments to determine the total pension liability.

*Sensitivity of Black River Technical College's proportionate share of the net pension liability to changes in the discount rate.* The following presents BRTC's proportionate share of the net pension liability for the plan calculated using the discount rate stated above, as well as what BRTC's proportionate share of net pension liability would be if it were calculated using a discount rate that is 1-percentage-point lower or 1-percentage-point higher than the current rate:

	1% Decrease	Current discount rate	1% Increase
ATRS – 7.5%	\$ 2,517,529	\$ 1,467,831	\$ 597,326

*Pension plan fiduciary net position.* Detailed information about the pension plan's fiduciary net position is available in the separately issued financial report of the plan.

**Black River Technical College  
Notes to Financial Statements  
June 30, 2019**

**NOTE 6: Retirement Plans (Continued)**

**Teachers Insurance and Annuity Association/College Retirement Equities Fund (TIAA/CREF)**

**General Information about the Defined Contribution Pension Plans**

Plan Description. The College participates in TIAA/CREF, a defined contribution plan. The plan is a 403(b) program as defined by Internal Revenue Service Code of 1986 as amended, and is administered by TIAA/CREF. TIAA is an insurance company offering participants a traditional annuity with guaranteed principle and a specific interest rate plus the opportunity for additional growth through dividends. CREF is an investment company which offers a variable annuity. Arkansas law authorizes participation in the plan.

Funding Policy. TIAA/CREF has contributory and non-contributory plans. Contributory members contribute 6 percent of earnings to the plan. The College contributes 14 percent of earnings for contributory members. The participants' and the College's contributions for the year ended June 30, 2019 were \$97,573, and \$172,767, respectively.

**Alternative Retirement Plan – Variable Annuity Life Insurance Company**

Plan Description. The College contributes to the Alternative Retirement Plan – Variable Annuity Life Insurance Company (VALIC), a defined contribution plan. The plan is a 403(b) program as defined by Internal Revenue Service Code of 1986 as amended, and is administered by the State Board of Workforce Education and Career Opportunities and VALIC. VALIC provides insurance policies and annuity contracts which become the property of the participant, when issued. ACT 480 of 1983 provides alternative retirement plans, as approved by the Arkansas State Board of Workforce Education and Career Opportunities, for the staff members of the vocational-technical schools. Employees were allowed to continue participation in this plan when the College converted from a vocational-technical school to an institution of higher education.

Funding Policy. The participants' contributions are tax-sheltered and amount to a minimum of 6 percent of compensation. The College's contribution rate is 14 percent. Participants become vested after one year. The participants' and the College's contributions for the year ended June 30, 2019 were \$269,701, and \$497,243, respectively.

**Black River Technical College  
Notes to Financial Statements  
June 30, 2019**

**NOTE 7: Natural Classification by Function**

The College's operating expenses by function were as follows:

	Personal Services	Scholarships and Fellowships	Supplies and Services	Depreciation	Total
<b>Instruction</b>	\$ 5,782,288		\$ 1,613,611		\$ 7,395,899
<b>Public Service</b>	454,229		52,213		506,442
<b>Academic Support</b>	530,629		84,445		615,074
<b>Student Services</b>	1,352,626		241,575		1,594,201
<b>Institutional Support</b>	1,582,477		779,121		2,361,598
<b>Scholarships and Fellowships</b>		\$ 1,996,865			1,996,865
<b>Operations and Maintenance of Plant</b>	672,396		1,213,344		1,885,740
<b>Auxiliary Enterprises</b>	178,395		202,590		380,985
<b>Depreciation</b>				\$ 2,236,461	2,236,461
<b>Total</b>	<u>\$ 10,553,040</u>	<u>\$ 1,996,865</u>	<u>\$ 4,186,899</u>	<u>\$ 2,236,461</u>	<u>\$ 18,973,265</u>

**NOTE 8: Disaggregation of Receivable and Payable Balances**

Accounts receivable from students and responsible third parties were \$ 283,815 at June 30, 2019. This amount was reduced by an allowance for doubtful accounts of \$ 122,986.

Other receivables of \$ 330,208 at June 30, 2019 consisted of \$ 177,261 due from various grantors for the Career Pathways, Carl Perkins, BAT, ACE Career Coach, and ACE TOPSS programs as well as the National Science Foundation. A receivable of \$ 75,000 is due from FEMA for flood related claims. Receivables from employees were \$ 28,849. Vendor credit memos totaled \$ 1,532 and the remaining \$47,566 was due from various vendors.

The accounts payable and accrued liabilities of \$ 1,084,903 at June 30, 2019 consisted of \$309,336 due to various vendors, \$ 775,063 for accrued salaries and benefits, and return to grantor of \$ 504.

**Black River Technical College  
Notes to Financial Statements  
June 30, 2019**

**NOTE 9: Operating Leases**

The College has executed various operating leases. It is expected that in the normal course of business, such leases will continue to be required. Expenditures for lease payments, for the year ended June 30, 2019, were approximately \$88,953.

Operating leases includes rental equipment, the Math Center on the Paragould campus, two adult education locations in Paragould, and the land at the Walnut Ridge airport. They have various expiration dates. Following is a schedule of minimum operating lease payments for lease agreements with lease terms in excess of one year.

Future Operating Lease Payments Due:

<u>Fiscal Year</u>	<u>Amount</u>
2020	\$ 84,482
2021	81,109
2022	74,079
2023	70,563
2024	43,522
2025-2029	150,005
2030-2034	147,505
<b>Total Future Lease Payments</b>	<b><u>\$ 651,265</u></b>

**Black River Technical College  
Notes to Financial Statements  
June 30, 2019**

**NOTE 10: Black River Technical College Foundation, Inc.**

The financial statements of the College do not include assets, liabilities, net assets, and changes in net assets, relating to the Black River Technical College Foundation, Inc. The Black River Technical College Foundation, Inc. operates as a nonprofit benevolent corporation for charitable educational purposes. A summary of the Foundation's financial condition as of June 30, 2019, follows:

**Black River Technical College Foundation**

ASSETS

Cash and Investments	\$	612,716
Other		198

TOTAL ASSETS	\$	<u>612,914</u>
--------------	----	----------------

LIABILITIES AND NET ASSETS

Net Assets:

Unrestricted	\$	347,387
Temporarily Restricted		140,432
Permanently Restricted		125,095
Total Net Assets		<u>612,914</u>

TOTAL LIABILITIES AND NET ASSETS	\$	<u>612,914</u>
----------------------------------	----	----------------

Major components of the changes in net assets during 2018-19 consisted of:

Donations without Donor Restrictions	\$	114,799
Donations with Donor Restrictions		32,471
Other		2,740
Total		<u>150,010</u>

Expenditures		<u>138,794</u>
--------------	--	----------------

Net Increase (Decrease) in Net Assets	\$	<u>11,216</u>
---------------------------------------	----	---------------

The College applied the guidelines established by Governmental Accounting Standards Board Statement Number 39, *Determining Whether Certain Organizations are Component Units* to the Black River Technical College Foundation, Inc. The College determined the Foundation did not meet all of the criteria to be reported as a component unit in the accompanying financial statements.



**Black River Technical College**  
**Notes to Financial Statements**  
**June 30, 2019**

**NOTE 11: Pledged Revenues**

The College had pledged revenues at June 30, 2019 as follows:

**Series 2010 Student Fee**—*Issue Date:* 9-15-2010; *Maturity Date:* 06-15-2028; *Purpose:* Refund Series 2003 Bonds for Renovation and Construction of Classroom Facilities, Pocahontas Campus; *Type of Revenue Pledged:* Tuition and Fees; *2019 Gross Revenue:* \$ 5,192,813; *Amount Issued:* \$ 2,665,000; *2019 Principal Paid:* \$ 145,000; *Interest Paid:* \$ 54,340; *Principal Outstanding:* \$ 1,450,000; *Interest Outstanding:* \$ 261,170; *Percent of Revenue Pledged in 2019:* 3.84%

**Student Fee Revenue Bond 2016**— *Issue Date:* 2-26-2016; *Maturity Date:* 2-26-2044; *Purpose:* To provide permanent financing for a portion of the costs of acquiring, constructing, equipping, and furnishing a new health and science facility, Pocahontas campus; *Type of Revenue Pledged:* Tuition and Fees; *2019 Gross Revenue:* \$5,192,813; *Amount Issued:* \$8,475,000; *2019 Principal Paid:* \$206,126.48; *Interest Paid:* \$252,540.52; *Principal Outstanding:* \$7,875,170.04; *Interest Outstanding:* \$3,588,148.64; *Percent of Revenue Pledged in 2019:* 8.83%

**NOTE 12: Risk Management**

The College is exposed to various risks of loss including, but not necessarily limited to torts; theft of, damage to, and destruction of assets; errors and omissions; nonperformance of duty; injuries to employees; and natural disasters.

The College participates in the Self-Insured Fidelity Bond Program administered by The Arkansas Governmental Bonding Board. The blanket dishonesty bond provides coverage of actual losses incurred as a result of fraudulent or dishonest acts committed by state officials or employees. Each loss is limited to \$300,000 with a \$2,500 deductible. Premiums for coverage are remitted by the Arkansas Department of Finance and Administration from funds deducted from the College's state treasury funds. In compliance with requirements of a federal grant, Black River Technical College purchased an additional \$1,000,000 Crime and Employee Dishonesty coverage as part of the Participating Municipalities of the State of Arkansas policy with The Cincinnati Insurance Company. This policy has a \$300,000 deductible.

The College participates in the Arkansas Multi-Agency Insurance Trust Fund (AMAIT) for insurance coverage for property and vehicles. In its administrative capacity, AMAIT is responsible for monitoring, negotiating, and settling claims that have been filed against its members. The College pays annual premiums for buildings, contents, and vehicles. The College also now has cyber incident and event liability coverage through AMAIT as well as Business Interruption Coverage in the event the College is prevented from conducting business as usual due to a catastrophic event. The coverage would pay operating expenses while the College was in recovery. This policy has a \$10,000 deductible.

The College also participates in the workers' compensation program which is administered by Public Employee Claims Division of the Arkansas Insurance Department. The program is responsible for obtaining and administering workers' compensation insurance coverage for its members, as well as obtaining reinsurance coverage for those claims that exceed the standard policy limits. In its administrative capacity, the Division is responsible for monitoring, negotiating, and settling claims that have been filed on behalf of and against the College. The College contributes quarterly to this program.

**Black River Technical College**  
**Notes to Financial Statements**  
**June 30, 2019**

**NOTE 12: Risk Management (Continued)**

Additional information related to the State's risk management program is available in the Comprehensive Annual Financial Report of the State of Arkansas.

The College carries Directors and Officers Liability through Arthur J. Gallagher Risk Management Services. Losses carry a \$1,000,000 limit with a \$25,000 deductible. An annual premium is paid for this coverage.

During the past three fiscal years, no claims have exceeded the amount of coverage. There have been no significant reductions in insurance coverage from the prior year in the major categories of risk.

**NOTE 13: Other Postemployment Benefits (OPEB)**

**General Information about the OPEB Plan**

*Plan description:* The College adopted GASB Statement no. 75, *Accounting and Financial Reporting for Postemployment Benefits Other Than Pensions*, during fiscal year 2018. The Statement requires governmental entities to recognize and match other postretirement benefit costs with related services received and also to provide information regarding the actuarially calculated liability and funding level of the benefits associated with past services. The College participates in a single employer defined benefit postretirement medical plan, which is administered by the Arkansas Higher Education Consortium (AHEC). The authority under which the Plan's benefit provisions are established by Board policy 6215, adopted April 1998, last revised February 2019.

*Benefits provided:* The College offers postemployment health care benefits to all employees who officially retire from the College and meet certain age- and service-related requirements. Health care benefits are offered through the Black River Technical College Health Insurance Plan. The OPEB plan does not provide for automatic cost of living adjustments (COLA). OPEB benefits are subject to medical inflation, which is reflected in the actuarial assumptions.

*Covered employees:* Employees between the ages of 55 and 60 shall become eligible for retirement benefits in the calendar year in which the sum of the ages and the number of years of continuous full-time service to the College total 70. Employees 60 years and older are eligible for retirement benefits in the calendar year in which they have at least 10 years continuous full-time service to the College. Employees who meet these requirements have the opportunity to continue basic health insurance coverage upon retirement at no cost to the retiree until the retiree reaches the age 65 or becomes eligible for Medicare coverage. After age 65, a retiree can continue coverage, but must pay the same premium as an active employee. Eligible employees may elect single or family coverage; however, the retiree will be entirely responsible for total cost of insurance premium for spouse and any unmarried dependents. Eligible employees may also choose to buy up to a plan with a lower deductible. The employee is responsible for the differences in the premium.

**Black River Technical College  
Notes to Financial Statements  
June 30, 2019**

**NOTE 13: Other Postemployment Benefits (OPEB) (Continued)**

**General Information about the OPEB Plan (Continued)**

*Covered employees (Continued)*

As of the June 30, 2018 actuarial valuation, the following current and former employees were covered by the benefit terms under the plan:

Active employees	140
Retirees and beneficiaries	58
Retirees and beneficiaries covered by medical	13

*Contributions:* Contributions are made on a pay as you go basis. Employer contributions for the year ended June 30, 2019, were \$ 77,220. The plan has no invested assets (no assets are accumulated in a trust that meets the criteria in paragraph 4 of GASB Statement no. 75) at this time, so no long-term expected return on plan assets was used.

**OPEB Liabilities, OPEB Expense, and Deferred Outflows of Resources and Deferred Inflows of Resources Related to OPEB**

At June 30, 2019, Black River Technical College reported a liability of \$ 1,766,980 for total OPEB liability. The OPEB liability measurement as of June 30, 2019, and the expense for 2018-19, are based on a “roll forward” of the June 30, 2018, actuarial valuation and based on the following assumptions:

<b>Actuarial Assumptions:</b>	
Date of actuarial valuation	June 30, 2018
Discount Rate	2.98% for 2018, 2.79% for 2019
Inflation rate	3.00%
Investment rate of return	0.00%
Mortality rates	RP-2014 Mortality Table was used. The life expectancy according to this table is as follows: Age – 55, Males 28.90 years, Females 31.36 years; Age – 65, Males 20.01 years, Females 21.99 years
Healthcare Cost Trend Rate	10.0% next year, 9.0% the following year, 8.0% the third year, 7.50% the fourth year, with the rate decreasing by 0.5% each year, to an ultimate rate of 5.0% in the ninth year.

**Black River Technical College  
Notes to Financial Statements  
June 30, 2019**

**NOTE 13: Other Postemployment Benefits (OPEB)**

**OPEB Liabilities, OPEB Expense, and Deferred Outflows of Resources and Deferred Inflows of Resources Related to OPEB (Continued)**

For the year ended June 30, 2019, the College recognized OPEB expense of \$ 152,923. At June 30, 2019, the College reported deferred outflows of resources and deferred inflows of resources related to OPEB from the following sources:

	Deferred Outflows of Resources	Deferred Inflows of Resources
Changes of assumptions*	\$ 30,977	\$ 0

\*The discount rate used was 3.13% at June 30, 2017, 2.98% at June 30, 2018, and 2.79% at June 30, 2019.

Amounts reported as deferred outflows of resources and deferred inflows of resources related to OPEB will be recognized in OPEB expense as follows:

Year ending June 30:	Net Deferred Outflow of Resources
2020	\$ 3,098
2021	3,098
2022	3,098
2023	3,098
2024	3,098
Thereafter	15,487
<b>Total</b>	<b>\$ 30,977</b>

*Discount Rate:* A single discount rate of 2.79% was used to measure the Total OPEB Liability. GASB 74 and 75 include a specific requirement for the discount rate that is used for the purpose of the measurement of the Total OPEB Liability. This rate considers the ability of the fund to meet benefit obligations in the future. To make this determination, employer contributions, employee contributions, benefit payments, expenses and investment returns are projected into the future. The Plan Net Position (assets) in future years can then be projected and compared to the obligation to make benefit payments in those years. As long as assets are projected to be on hand in a future year, the assumed valuation discount rate is used. In years where assets are not projected to be sufficient to meet benefit payments, the use of a “risk-free” rate is required. The single discount rate is equivalent to applying these two rates to the benefits that are projected to be paid during the different time periods.

**Black River Technical College  
Notes to Financial Statements  
June 30, 2019**

**NOTE 13: Other Postemployment Benefits (OPEB) (Continued)**

**Changes in the Total OPEB Liability**

	<b>Total OPEB Liability</b>
Balances at 6/30/18	\$ 1,674,514
Changes for the year:	
a) Service cost	99,591
b) Interest	50,234
c) Differences between expected and actual experience	0
d) Employer contributions	-
e) Employee contributions	0
f) Net investment income	0
g) Benefits and refunds	(77,220)
h) Admin expenses	-
i) Assumption change	19,861
j) Other	
Net changes	92,466
Balances at 6/30/19	\$1,766,980

**Sensitivity of the Total OPEB Liability to Changes in the Discount Rate**

The following presents the total OPEB liability, calculated using a single discount rate of 2.79%, as well as what the total OPEB liability would be if it were calculated using a single discount rate that is one percentage point higher or one percentage point lower than the current rate, for the measurement period ended June 30, 2019.

	1% Decrease	Current discount rate	1% Increase
Total OPEB Liability	\$ 1,879,860	\$ 1,766,980	\$ 1,660,787

**Sensitivity of the Total OPEB Liability to Changes in the Health Care Cost Trend Rates**

The following presents the total OPEB liability if it were calculated using health care cost trend rate that is one percentage point higher or one percentage point lower than the current rate, for the measurement period ended June 30, 2019.

	1% Decrease HCCTR	Assumed HCCTR	1% Increase HCCTR
Total OPEB Liability	\$ 1,587,370	\$ 1,766,980	\$ 1,981,368

**Black River Technical College  
Notes to Financial Statements  
June 30, 2019**

**NOTE 14: Subsequent Event**

On March 11, 2020, the Governor of Arkansas issued Executive Order 20-03 declaring an emergency and ordered the Arkansas Department of Health to take action to prevent the spread of coronavirus disease 2019 (COVID-19). The extent of the impact of COVID-19 on our financial statements for future reporting periods will depend on certain developments, including the duration and speed of the outbreak and revenue collections – all of which are uncertain and cannot be predicted. The financial impact of COVID-19 to Black River Technical College is uncertain as of the audit report date.

**BLACK RIVER TECHNICAL COLLEGE**  
**REQUIRED SUPPLEMENTARY INFORMATION (UNAUDITED)**  
**June 30, 2019**

**Other Post-Employment Benefits (OPEB)**

<b>Black River Technical College</b>		
<b>Schedule of Changes in the College's Total OPEB Liability and Related Ratios</b>		
Fiscal Year ending June 30	<b>2019</b>	<b>2018</b>
<b>Total OPEB Liability</b>		
Service Cost	\$ 99,591	\$ 97,559
Interest	50,234	49,877
Benefit Changes	-	-
Difference between Actual & Expected Experience	-	-
Assumption Changes	19,861	15,506
Benefit Payments	(77,220)	(66,330)
Net Change in Total OPEB Liability	\$ 92,466	\$ 96,612
<b>Total OPEB Liability - Beginning</b>	<b>1,674,514</b>	<b>1,577,902</b>
<b>Total OPEB Liability - Ending</b>	<b>\$ 1,766,980</b>	<b>\$ 1,674,514</b>
<b>Covered Employee Payroll</b>	<b>\$ 6,831,642</b>	<b>\$ 6,980,231</b>
<b>Total OPEB Liability as a Percentage of Covered Employee Payroll</b>	<b>25.9%</b>	<b>24.0%</b>

**Notes to Schedule:**

Changes of assumptions: The assumed single discount rate was changed from 3.13% to 2.98% at 6/30/18, and to 2.79% at 6/30/19.

Historical information is required only for measurement periods for which GASB 75 is applicable. Future years' information will be displayed up to 10 years as information becomes available.

No assets are accumulated in a trust that meets the criteria in paragraph 4 of GASB Statement no. 75.

**BLACK RIVER TECHNICAL COLLEGE**  
**REQUIRED SUPPLEMENTARY INFORMATION (UNAUDITED)**  
**June 30, 2019**

**Retirement Plans**

**Arkansas Public Employees Retirement System**

**Black River Technical College**  
**Schedule of the College's Proportionate Share of the Net Pension Liability - APERS**

	<b>2019*</b>	<b>2018*</b>	<b>2017*</b>	<b>2016*</b>	<b>2015*</b>
BRTC's Proportion of Net Pension Liability	0.0484%	0.0477%	0.0412%	0.0427%	0.0376%
BRTC's Proportionate Share of Net Pension Liability	\$ 1,068,065	\$ 1,233,812	\$ 984,291	\$ 785,596	\$ 533,909
BRTC's Covered Payroll	\$ 906,967	\$ 860,524	\$ 749,447	\$ 756,807	\$ 665,272
BRTC's Proportionate Share of the NPL as a % of its covered payroll	117.76%	143.38%	131.34%	103.80%	80.25%
Plan Fiduciary Net Position as a % of the Total Pension Liability	79.59%	75.65%	75.50%	80.39%	84.15%

\*The amounts presented were determined as of June 30 of the previous year.

**Black River Technical College**  
**Schedule of the College's Contributions - APERS**

	<b>2019</b>	<b>2018</b>	<b>2017</b>	<b>2016</b>	<b>2015</b>
Contractually Required Contribution	\$ 127,034	\$ 133,770	\$ 124,776	\$ 108,669	\$ 111,775
Contributions in Relation to the Contractually Required Contribution	127,034	133,770	124,776	108,669	111,775
Contribution Deficiency (Excess)	\$ -	\$ -	\$ -	\$ -	\$ -
BRTC's Covered Payroll	\$ 829,207	\$ 906,967	\$ 860,524	\$ 749,447	\$ 756,807
Contributions as a % of Covered Payroll	15.32%	14.75%	14.50%	14.50%	14.76%

Note: Schedules are intended to show information for 10 years. Additional years will be displayed as they become available.



**BLACK RIVER TECHNICAL COLLEGE**  
**REQUIRED SUPPLEMENTARY INFORMATION (UNAUDITED)**  
**June 30, 2019**

**Retirement Plans (Continued)**

**Arkansas Teacher Retirement System**

**Black River Technical College**  
**Schedule of the College's Proportionate Share of the Net Pension Liability - ATRS**

	2019*	2018*	2017*	2016*	2015*
BRTC's Proportion of Net Pension Liability	0.0403%	0.0432%	0.0425%	0.0436%	0.0448%
BRTC's Proportionate Share of Net Pension Liability	\$ 1,467,831	\$ 1,817,121	\$ 1,875,607	\$ 1,421,451	\$ 1,176,003
BRTC's Covered Payroll	\$ 1,223,026	\$ 1,281,170	\$ 1,245,685	\$ 1,271,812	\$ 1,299,304
BRTC's Proportionate Share of the NPL as a % of its covered payroll	120.02%	141.83%	150.57%	111.77%	90.51%
Plan Fiduciary Net Position as a % of the Total Pension Liability	82.78%	79.48%	76.75%	82.20%	84.98%

\*The amounts presented were determined as of June 30 of the previous year.

**Black River Technical College**  
**Schedule of the College's Contributions - ATRS**

	2019	2018	2017	2016	2015
Contractually Required Contribution	\$ 173,212	\$ 171,224	\$ 179,364	\$ 174,396	\$ 178,054
Contributions in Relation to the Contractually Required Contribution	173,212	171,224	179,364	174,396	178,054
Contribution Deficiency (Excess)	\$ -	\$ -	\$ -	\$ -	\$ -
BRTC's Covered Payroll	\$ 1,237,230	\$ 1,223,026	\$ 1,281,170	\$ 1,245,685	\$ 1,271,812
Contributions as a % of Covered Payroll	14.00%	14.00%	14.00%	14.00%	14.00%

Note: Schedules are intended to show information for 10 years. Additional years will be displayed as they become available.

BLACK RIVER TECHNICAL COLLEGE  
 SCHEDULE OF SELECTED INFORMATION FOR THE LAST FIVE YEARS  
 FOR THE YEAR ENDED JUNE 30, 2019  
 (Unaudited)

Schedule 1

	Year Ended June 30,				
	2019	2018	2017	2016	2015
Total Assets and Deferred Outflows	\$ 41,160,086	\$ 43,383,710	\$ 43,158,429	\$ 46,562,035	\$ 46,746,322
Total Liabilities and Deferred Inflows	16,151,377	16,233,396	15,366,390	15,822,309	12,018,095
Total Net Position	25,008,709	27,150,314	27,792,039	30,739,726	34,728,227
Total Operating Revenues	4,852,627	4,834,122	5,570,038	4,337,975	5,210,014
Total Operating Expenses	18,973,265	18,553,343	19,775,309	20,421,013	20,298,661
Total Net Non-Operating Revenues	11,974,169	11,929,929	11,832,173	12,283,046	13,346,856
Total Other Revenues, Expenses, Gains or Losses	4,864	2,062,468	(574,589)	(188,509)	(323,178)

